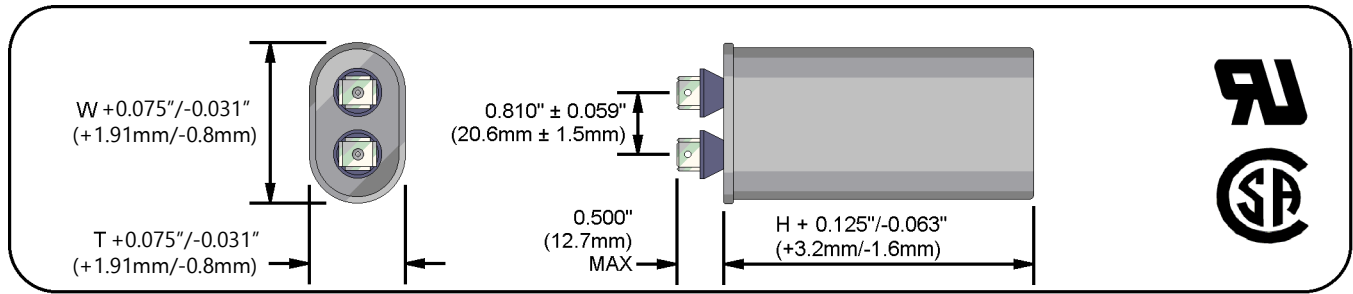


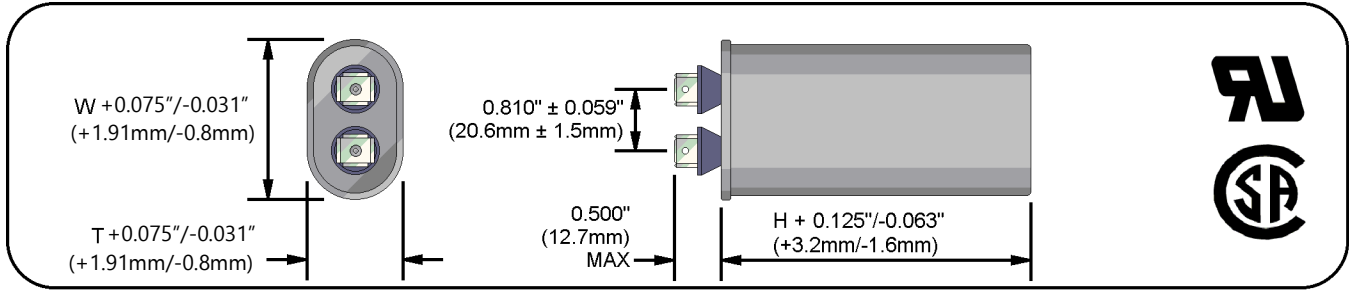
240VAC					
CAP ( $\mu$ F)	T	W	H	EIA CASE SHAPE	EIA CASE TYPE
3.0	1.310"* (33.3mm)*	2.160" (54.9mm)	2.375" (60.3mm)	1.25 OVAL	A
4.0	1.310"* (33.3mm)*	2.160" (54.9mm)	2.375" (60.3mm)	1.25 OVAL	A
5.0	1.310"* (33.3mm)*	2.160" (54.9mm)	2.375" (60.3mm)	1.25 OVAL	A
6.0	1.310"* (33.3mm)*	2.160" (54.9mm)	2.375" (60.3mm)	1.25 OVAL	A
7.5	1.310"* (33.3mm)*	2.160" (54.9mm)	2.375" (60.3mm)	1.25 OVAL	A
10.0	1.310"* (33.3mm)*	2.160" (54.9mm)	2.375" (60.3mm)	1.25 OVAL	A
12.5	1.310"* (33.3mm)*	2.160" (54.9mm)	2.875" (73.0mm)	1.25 OVAL	A
15.0	1.310"* (33.3mm)*	2.160" (54.9mm)	3.875" (98.4mm)	1.75 OVAL	A
17.5	1.310"* (33.3mm)*	2.160" (54.9mm)	3.875" (98.4mm)	1.75 OVAL	A
20.0	1.310"* (33.3mm)*	2.160" (54.9mm)	3.875" (98.4mm)	1.75 OVAL	A
25.0	1.910" (48.5mm)	2.910" (73.9mm)	2.875" (73.0mm)	1.75 OVAL	C
30.0	1.910" (48.5mm)	2.910" (73.9mm)	2.875" (73.0mm)	1.75 OVAL	C
35.0	1.910" (48.5mm)	2.910" (73.9mm)	2.875" (73.0mm)	1.75 OVAL	C
40.0	1.910" (48.5mm)	2.910" (73.9mm)	3.875" (98.4mm)	1.75 OVAL	C
45.0	1.910" (48.5mm)	2.910" (73.9mm)	3.875" (98.4mm)	1.75 OVAL	C
50.0	1.910" (48.5mm)	2.910" (73.9mm)	3.875" (98.4mm)	1.75 OVAL	C
55.0	1.910" (48.5mm)	2.910" (73.9mm)	3.875" (98.4mm)	2.00 OVAL	C
60.0	1.970" (50.0mm)	3.660" (93.0mm)	3.875" (98.4mm)	2.00 OVAL	D

\*T +0.095"/-0.031" (+2.41mm/-0.80mm)



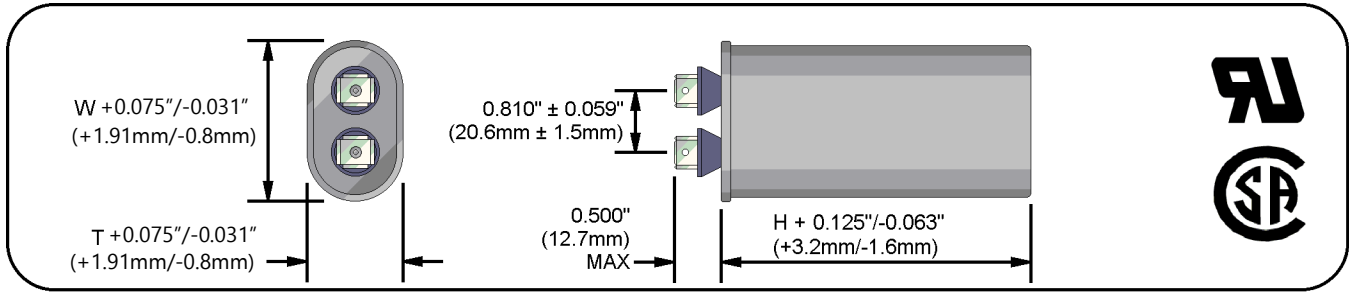
330VAC					
CAP ( $\mu$ F)	T	W	H	EIA CASE SHAPE	EIA CASE TYPE
3.0	1.310"* (33.3mm)*	2.160" (54.9mm)	2.375" (60.3mm)	1.25 OVAL	A
4.0	1.310"* (33.3mm)*	2.160" (54.9mm)	2.375" (60.3mm)	1.25 OVAL	A
5.0	1.310"* (33.3mm)*	2.160" (54.9mm)	2.375" (60.3mm)	1.25 OVAL	A
6.0	1.310"* (33.3mm)*	2.160" (54.9mm)	2.375" (60.3mm)	1.25 OVAL	A
7.5	1.310"* (33.3mm)*	2.160" (54.9mm)	2.375" (60.3mm)	1.25 OVAL	A
10.0	1.310"* (33.3mm)*	2.160" (54.9mm)	2.875" (73.0mm)	1.25 OVAL	A
12.5	1.310"* (33.3mm)*	2.160" (54.9mm)	3.875" (98.4mm)	1.25 OVAL	A
15.0	1.910" (48.5mm)	2.910" (73.9mm)	2.875" (73.0mm)	1.75 OVAL	C
17.5	1.910" (48.5mm)	2.910" (73.9mm)	2.875" (73.0mm)	1.75 OVAL	C
20.0	1.910" (48.5mm)	2.910" (73.9mm)	2.875" (73.0mm)	1.75 OVAL	C
25.0	1.910" (48.5mm)	2.910" (73.9mm)	2.875" (73.0mm)	1.75 OVAL	C
30.0	1.910" (48.5mm)	2.910" (73.9mm)	3.875" (98.4mm)	1.75 OVAL	C
35.0	1.910" (48.5mm)	2.910" (73.9mm)	3.875" (98.4mm)	1.75 OVAL	C
40.0	1.910" (48.5mm)	2.910" (73.9mm)	3.875" (98.4mm)	1.75 OVAL	C
45.0	1.910" (48.5mm)	2.910" (73.9mm)	4.750" (120.7mm)	1.75 OVAL	C
50.0	1.910" (48.5mm)	2.910" (73.9mm)	4.750" (120.7mm)	1.75 OVAL	C
55.0	1.970" (50.0mm)	3.660" (93.0mm)	4.750" (120.7mm)	2.00 OVAL	D
60.0	1.970" (50.0mm)	3.660" (93.0mm)	4.750" (120.7mm)	2.00 OVAL	D

\*T +0.095"/-0.031" (+2.41mm/-0.80mm)



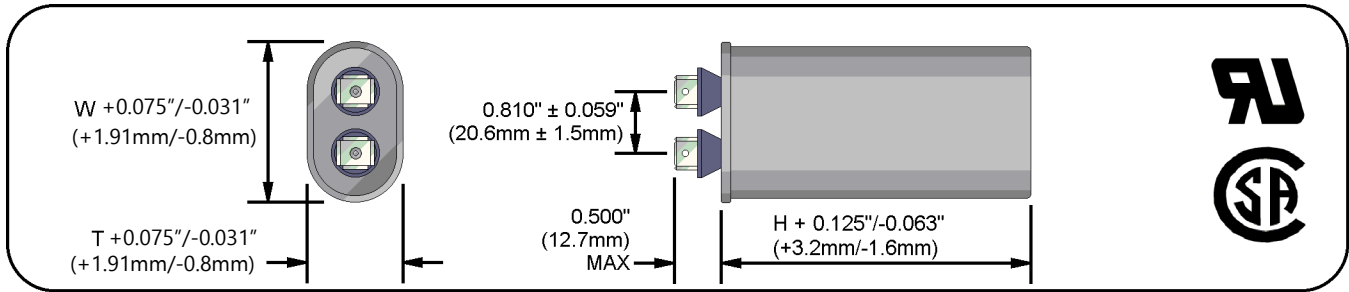
370VAC					
CAP (μF)	T	W	H	EIA CASE SHAPE	EIA CASE TYPE
3.0	1.310"* (33.3mm)*	2.160" (54.9mm)	2.375" (60.3mm)	1.25 OVAL	A
4.0	1.310"* (33.3mm)*	2.160" (54.9mm)	2.375" (60.3mm)	1.25 OVAL	A
5.0	1.310"* (33.3mm)*	2.160" (54.9mm)	2.375" (60.3mm)	1.25 OVAL	A
6.0	1.310"* (33.3mm)*	2.160" (54.9mm)	2.875" (73.0mm)	1.25 OVAL	A
7.5	1.310"* (33.3mm)*	2.160" (54.9mm)	2.875" (73.0mm)	1.25 OVAL	A
10.0	1.310"* (33.3mm)*	2.160" (54.9mm)	3.875" (98.4mm)	1.25 OVAL	A
12.5	1.310"* (33.3mm)*	2.160" (54.9mm)	3.875" (98.4mm)	1.25 OVAL	A
15.0	1.910" (48.5mm)	2.910" (73.9mm)	2.875" (73.0mm)	1.75 OVAL	C
17.5	1.910" (48.5mm)	2.910" (73.9mm)	2.875" (73.0mm)	1.75 OVAL	C
20.0	1.910" (48.5mm)	2.910" (73.9mm)	3.875" (98.4mm)	1.75 OVAL	C
25.0	1.910" (48.5mm)	2.910" (73.9mm)	3.875" (98.4mm)	1.75 OVAL	C
30.0	1.910" (48.5mm)	2.910" (73.9mm)	3.875" (98.4mm)	1.75 OVAL	C
35.0	1.910" (48.5mm)	2.910" (73.9mm)	4.750" (120.7mm)	1.75 OVAL	C
40.0	1.970" (50.0mm)	3.660" (93.0mm)	4.750" (120.7mm)	2.00 OVAL	D
45.0	1.970" (50.0mm)	3.660" (93.0mm)	4.750" (120.7mm)	2.00 OVAL	D
50.0	1.970" (50.0mm)	3.660" (93.0mm)	4.750" (120.7mm)	2.00 OVAL	D
55.0	1.970" (50.0mm)	3.660" (93.0mm)	4.750" (120.7mm)	2.00 OVAL	D
60.0	1.970" (50.0mm)	3.660" (93.0mm)	4.750" (120.7mm)	2.00 OVAL	D

\*T + 0.095" / - 0.031" (+2.41mm / - 0.80mm)



440VAC					
CAP (μF)	T	W	H	EIA CASE SHAPE	EIA CASE TYPE
1.0	1.310"* (33.3mm)*	2.160" (54.9mm)	2.375" (60.3mm)	1.25 OVAL	A
2.0	1.310"* (33.3mm)*	2.160" (54.9mm)	2.375" (60.3mm)	1.25 OVAL	A
3.0	1.310"* (33.3mm)*	2.160" (54.9mm)	2.375" (60.3mm)	1.25 OVAL	A
4.0	1.310"* (33.3mm)*	2.160" (54.9mm)	2.375" (60.3mm)	1.25 OVAL	A
5.0	1.310"* (33.3mm)*	2.160" (54.9mm)	2.875" (73.0mm)	1.25 OVAL	A
6.0	1.310"* (33.3mm)*	2.160" (54.9mm)	2.875" (73.0mm)	1.25 OVAL	A
7.5	1.310"* (33.3mm)*	2.160" (54.9mm)	3.875" (98.4mm)	1.25 OVAL	A
10.0	1.310"* (33.3mm)*	2.160" (54.9mm)	3.875" (98.4mm)	1.25 OVAL	A
12.5	1.910" (48.5mm)	2.910" (73.9mm)	2.875" (73.0mm)	1.75 OVAL	C
15.0	1.910" (48.5mm)	2.910" (73.9mm)	2.875" (73.0mm)	1.75 OVAL	C
17.5	1.910" (48.5mm)	2.910" (73.9mm)	3.875" (98.4mm)	1.75 OVAL	C
20.0	1.910" (48.5mm)	2.910" (73.9mm)	3.875" (98.4mm)	1.75 OVAL	C
25.0	1.910" (48.5mm)	2.910" (73.9mm)	4.750" (120.7mm)	1.75 OVAL	C
30.0	1.910" (48.5mm)	2.910" (73.9mm)	4.750" (120.7mm)	1.75 OVAL	C
35.0	1.970" (50.0mm)	3.660" (93.0mm)	4.750" (120.7mm)	2.00 OVAL	D
40.0	1.970" (50.0mm)	3.660" (93.0mm)	4.750" (120.7mm)	2.00 OVAL	D
45.0	1.970" (50.0mm)	3.660" (93.0mm)	4.750" (120.7mm)	2.00 OVAL	D
50.0	1.970" (50.0mm)	3.660" (93.0mm)	4.750" (120.7mm)	2.00 OVAL	D
55.0	1.970" (50.0mm)	3.660" (93.0mm)	4.750" (120.7mm)	2.00 OVAL	D
60.0	1.970" (50.0mm)	3.660" (93.0mm)	4.750" (120.7mm)	2.00 OVAL	D

\*T +0.095"/-0.031" (+2.41mm/-0.80mm)



660VAC					
CAP (μF)	T	W	H	EIA CASE SHAPE	EIA CASE TYPE
1.0	1.310"* (33.3mm)*	2.160" (54.9mm)	2.375" (60.3mm)	1.25 OVAL	A
1.5	1.310"* (33.3mm)*	2.160" (54.9mm)	2.375" (60.3mm)	1.25 OVAL	A
2.0	1.310"* (33.3mm)*	2.160" (54.9mm)	2.375" (60.3mm)	1.25 OVAL	A
2.5	1.310"* (33.3mm)*	2.160" (54.9mm)	2.375" (60.3mm)	1.25 OVAL	A
3.0	1.310"* (33.3mm)*	2.160" (54.9mm)	2.875" (73.0mm)	1.25 OVAL	A
4.0	1.310"* (33.3mm)*	2.160" (54.9mm)	2.875" (73.0mm)	1.25 OVAL	A
5.0	1.310"* (33.3mm)*	2.160" (54.9mm)	2.875" (73.0mm)	1.25 OVAL	A
6.0	1.310"* (33.3mm)*	2.160" (54.9mm)	3.875" (98.4mm)	1.75 OVAL	A
7.0	1.310"* (33.3mm)*	2.160" (54.9mm)	3.875" (98.4mm)	1.75 OVAL	A
8.0	1.910" (48.5mm)	2.910" (73.9mm)	2.875" (73.0mm)	1.75 OVAL	C
10.0	1.910" (48.5mm)	2.910" (73.9mm)	3.540" (89.9mm)	1.75 OVAL	C
12.0	1.910" (48.5mm)	2.910" (73.9mm)	3.875" (98.4mm)	1.75 OVAL	C
15.0	1.970" (50.0mm)	3.660" (93.0mm)	2.875" (73.0mm)	1.75 OVAL	D
18.0	1.970" (50.0mm)	3.660" (93.0mm)	3.875" (98.4mm)	1.75 OVAL	D
20.0	1.970" (50.0mm)	3.660" (93.0mm)	3.875" (98.4mm)	1.75 OVAL	D
25.0	1.970" (50.0mm)	3.660" (93.0mm)	3.875" (98.4mm)	1.75 OVAL	D
30.0	1.970" (50.0mm)	3.660" (93.0mm)	3.875" (98.4mm)	2.00 OVAL	D
35.0	1.970" (50.0mm)	3.660" (93.0mm)	4.750" (120.7mm)	2.00 OVAL	D

\*T +0.095"/-0.031" (+2.41mm/-0.80mm)

## GENERAL SPECIFICATIONS

### PHYSICAL CHARACTERISTICS

**CONSTRUCTION:** NON-INDUCTIVE WOUND METALLIZED POLYPROPYLENE.

**CASE:** NON-CORROSIVE SEAMLESS CAN WITH DOUBLE ROLL LOCK COVER, SUITABLE FOR OUTDOOR APPLICATIONS.

**LEAD MATERIAL:** 4-TINE AMP250 QUICK DISCONNECT TERMINALS STANDARD, ALSO AVAILABLE WITH 2 OR 3 TINES AND/OR WITH A BLEEDER RESISTOR UPON REQUEST.

**DIMENSIONS:** AS SPECIFIED IN TABLES. CAN BODY DIMENSIONS ("T" AND "W") TYPICALLY 0.125" (3.2mm) LESS THAN CAN SEAM DIMENSIONS SPECIFIED IN TABLES.

### ELECTRICAL CHARACTERISTICS

**CAPACITANCE:** AS SPECIFIED IN TABLES  $\pm$  REQUESTED TOLERANCE WHEN MEASURED AT OR REFERRED TO 60  $\pm$  5 HZ AND 25  $\pm$  5 °C. OTHER CAPACITANCE VALUES AVAILABLE UPON REQUEST.

**TOLERANCE:**  $\pm$ 3%,  $\pm$ 5%,  $\pm$ 6%, AND  $\pm$ 10% AVAILABLE. OTHER TOLERANCES AVAILABLE UPON REQUEST.

**DISSIPATION FACTOR:** SHALL NOT BE GREATER THAN 0.1% WHEN MEASURED AT OR REFERRED TO 60  $\pm$  5 HZ AND 25  $\pm$  5 °C.

**DIELECTRIC STRENGTH:** TERMINAL TO TERMINAL - 180% RATED VOLTAGE FOR 1 SECOND AT 25  $\pm$  5 °C. TERMINAL TO CASE - 200% RATED VOLTAGE + 1000VAC FOR 1 SECOND AT 25  $\pm$  5 °C.

**RATED VOLTAGE:** 240VAC, 330VAC, 370VAC, 440VAC AND 660VAC AVAILABLE. ALL RATINGS ARE FOR 50/60 HZ OPERATION ONLY. OTHER VOLTAGE RATINGS AVAILABLE UPON REQUEST.

**TEMPERATURE:** -40 °C TO +70 °C AT FULL RATED VOLTAGE OPERATIONAL TEMPERATURE.

### ADDITIONAL INFORMATION

**ORDERING INFORMATION:** ALL ASC CAPACITORS ARE ORDERED BY "FAMILY CAP-TOL-VOLT" DESIGNATION. (I.E. TO ORDER AN X387S 20.0 $\mu$ F,  $\pm$ 10%, 440VAC CAPACITOR, REQUEST PART NUMBER "X387S 20-10-440")

**SEE ALSO:** "GENERAL INFORMATION - POLYPROPYLENE CAPACITORS" DOCUMENT FOR ADDITIONAL PHYSICAL, ELECTRICAL, AND PERFORMANCE CHARACTERISTICS NOT MENTIONED IN THIS FILE.

#### AGENCY APPROVALS:

RECOGNIZED FOR 10,000 AFC UNDER THE FOLLOWING AGENCIES:  
UL810, FILE NUMBER E83671  
CSA STANDARD C22.2 NUMBER 190, FILE NUMBER LR68148

**WARNING:** INFORMATION ON THIS DOCUMENT IS SUBJECT TO CHANGE WITHOUT NOTICE AT ASC'S DISCRETION.

LAST MODIFIED: 10/24/16